

WHAT DOES THE LAW SAY?

Under the HVNL a load on a heavy vehicle must:

- Be placed to reduce the risk of falling or being dislodged from the vehicle
- be restrained using an appropriate method

WHERE CAN I FIND MORE?



Guide to Load Restraint -
www.ausfpa.com.au/publication/safety



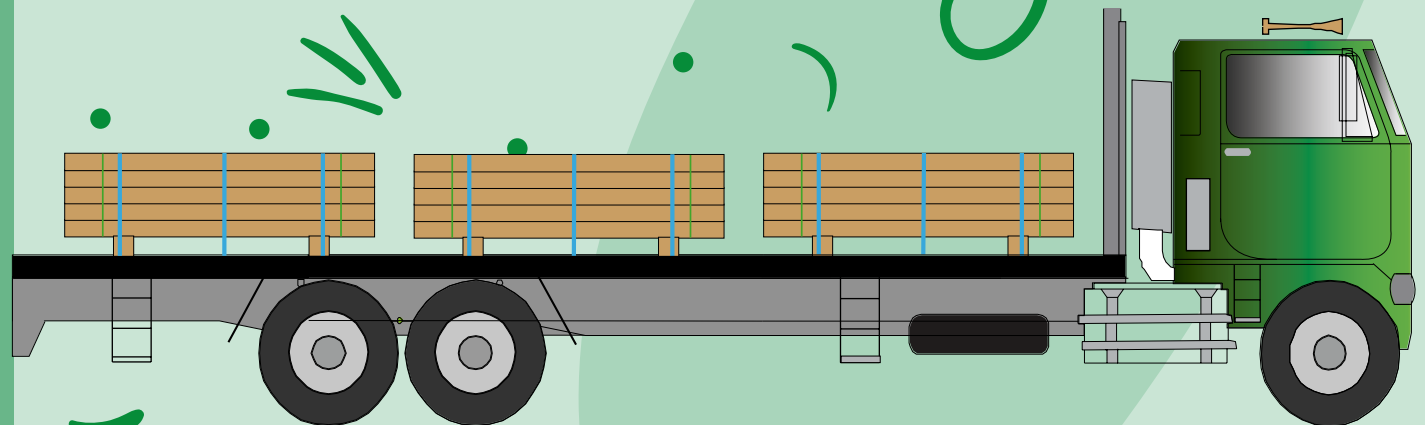
Loading -
<https://www.nhvr.gov.au/road-access/mass-dimension-and-loading/loading>

LOADER & UNLOADER CHECKLIST

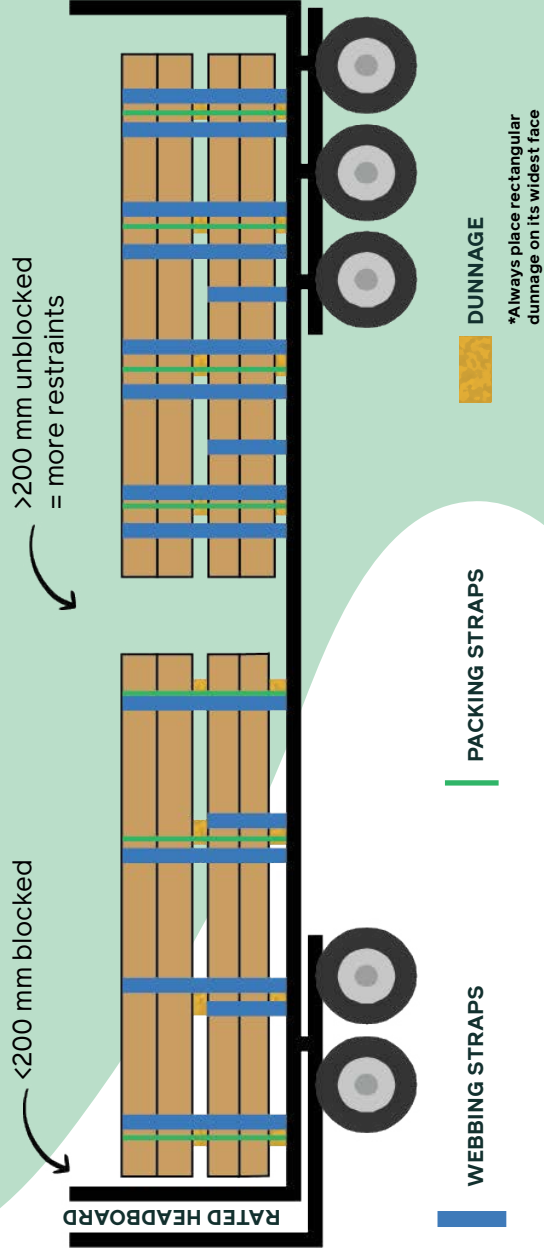
- Is the load placed evenly across the vehicle?
- Are the driver & loader comfortable with the position of the load?
- Is the load positioned close to the headboard?
- Does the load appear to be restrained sufficiently?
- Are the restraints worn or damaged?
- Can the restraints be removed without anything falling from the vehicle?



LOAD RESTRAINT GUIDE FOR LOADERS AND UNLOADERS



Loads need to be placed safely by the loader & restrained properly by the driver



Load restraint should be load capacity rated and in good working condition

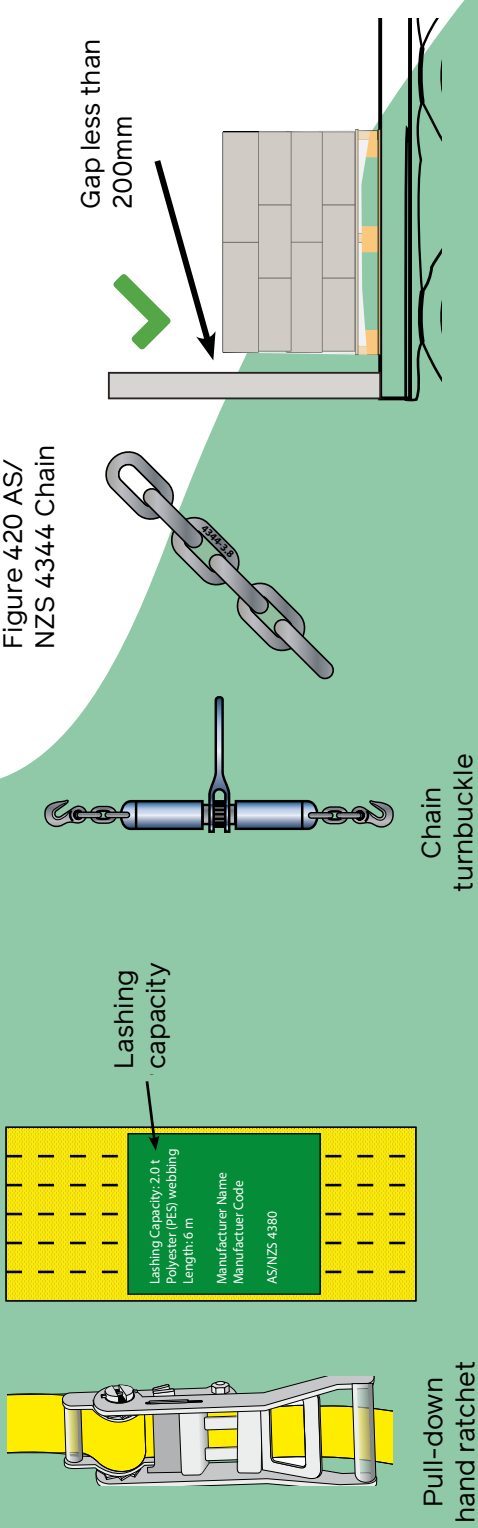
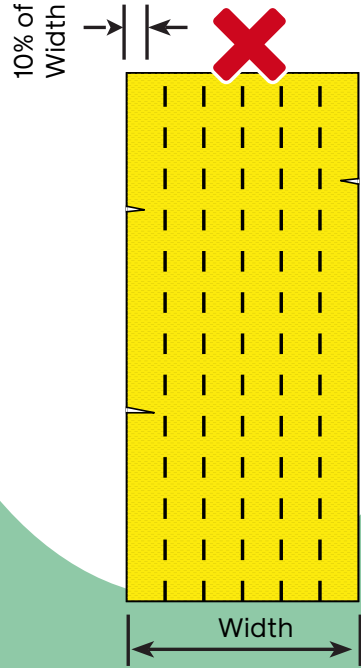
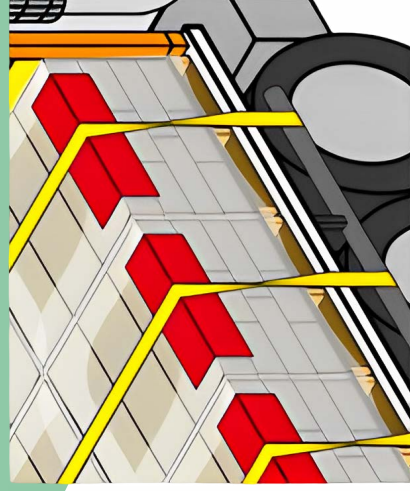


Figure 420 AS/
NZS 4344 Chain

Pull down ratchets + rated webbing straps and/or turnbuckles + rated chains + blocked (if possible)



Webbing straps with tears greater than 10% should not be used



Webbing straps not be excessively twisted, minimal twisting to prevent noise is acceptable